

Administration Tools for OpenMRS 2.0



2014 Internship Project

This project is being considered as a potential project for 2014 Internships. If you are a potential intern and are interested in working on this project, please discuss it in detail with the mentor(s) listed here before submitting your internship proposal.

Primary mentor	Wyclif Luyima
Backup mentor	Darius Jazayeri
Assigned to	Ujjwal Arora

Background

Reference Application is a state of the art implementation of OpenMRS, which may serve as a solid base for new implementations. It is designed using the latest [UI 2.x](#) and [App Framework](#) and is related to [RA-61](#) - Basic admin functions in OpenMRS 2.3 for users, locations, and GPs ACCEPTED, which make it easy to add new functionality as small apps in a similar fashion to mobile applications. However, lots of the administrative tasks e.g concept, form, Setting (formerly Global Property from platform 1.8 downwards), roles, locations and privilege management are still being done from the legacy user interface which is accessed via the Advanced Administration App, these tasks need to be ported to the reference application too.

Abstract

This project aims to add several high priority administrative tasks to the Reference Application.

Project Champions

- [Darius Jazayeri](#)
- [Wyclif Luyima](#)

Skills Needed

- Decent Java coding skills
- Basic Javascript and SQL skills
- A keen interest in developing good UIs

Objectives

- Add User Account Manager tool see <https://tickets.openmrs.org/browse/RA-61>
- Manage Locations (including tagging those location, adding and editing location attributes)
- Add advanced settings management tool(s), add custom pages for managing specific Settings (formerly Global Properties from platform 1.8 downwards) (e.g. all the security.* GPs together nicely in a Security Settings page)

Therefore, this project would involve:

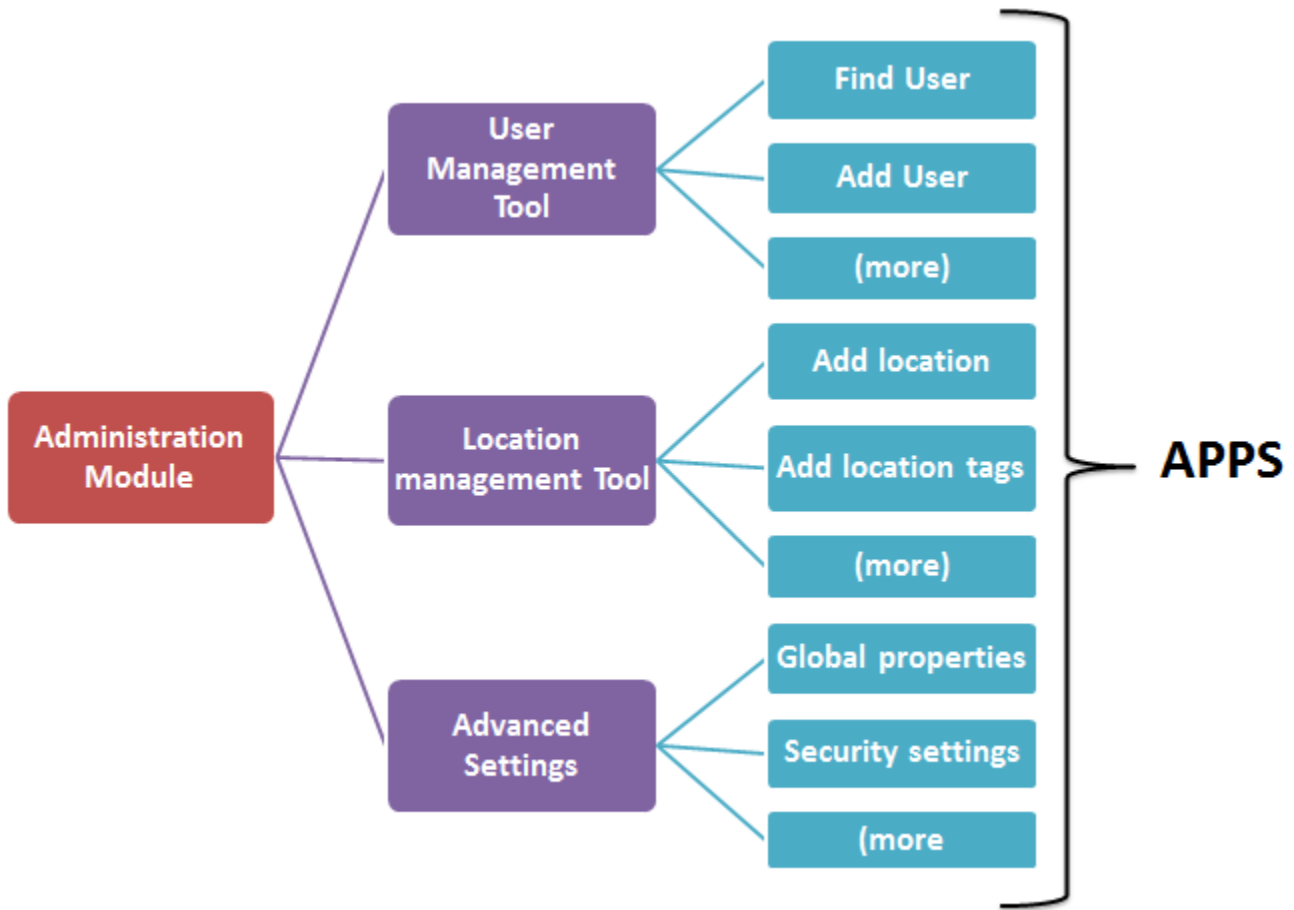
- User management app
- Location management app
- Advanced Settings
- Records management app (extra credit)

Extra Credit

- Add a new page that lets you see all data associated with a patient/visit/encounter record (including voided data) in some ugly table format, mainly for an administrator to be able to unvoid data.

Design

Hierarchy of various tools and apps in Administration module



Administration Tools will be built on UI Framework, which form the base of reference application. The module will have standard module dependency on "uiframework" module. The UI Framework is built on Spring MVC and implements Groovy templates for views. So, the views will be provided by .gsp files. Existing fragments of UI 2.0 will be used and new fragments will be created wherever required.

Deliverables

Communication Plan

Weekly meetings - ~10 am EST every Wednesday

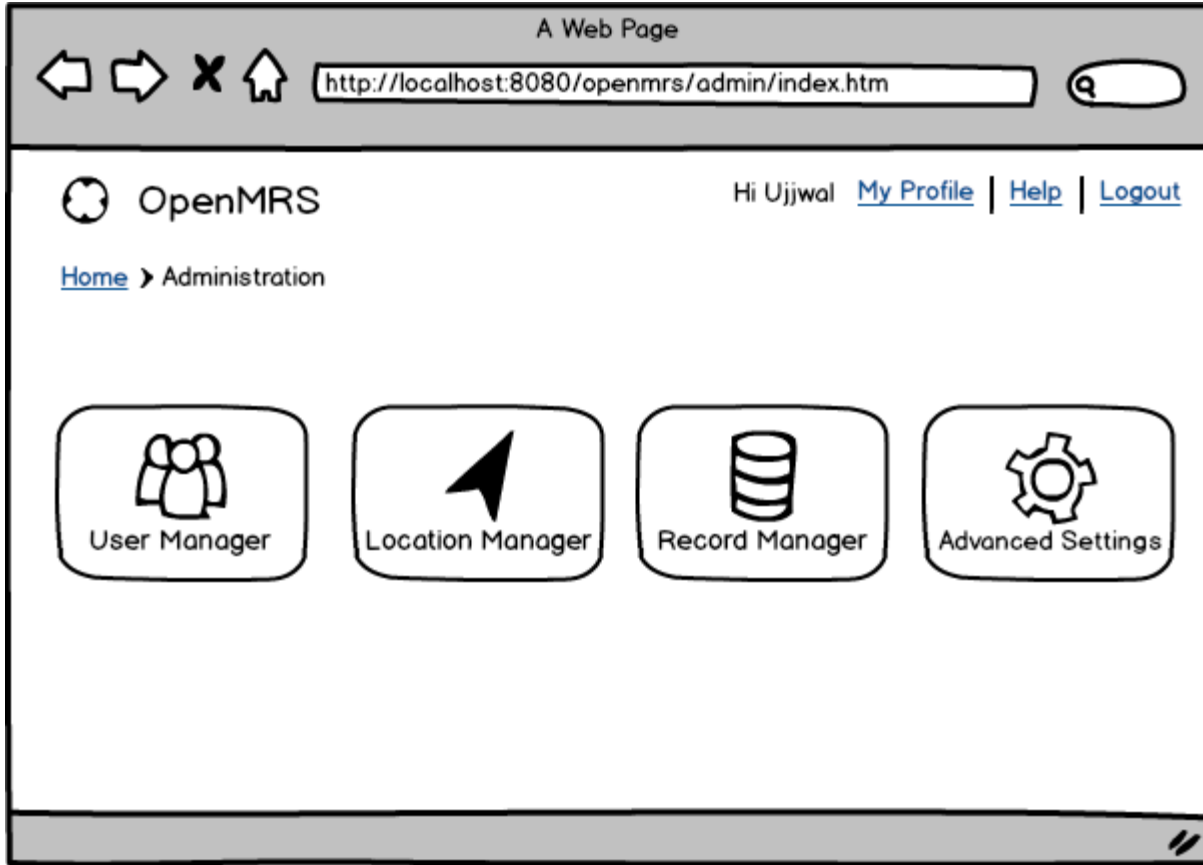
Emails, IRC

Project Timeline

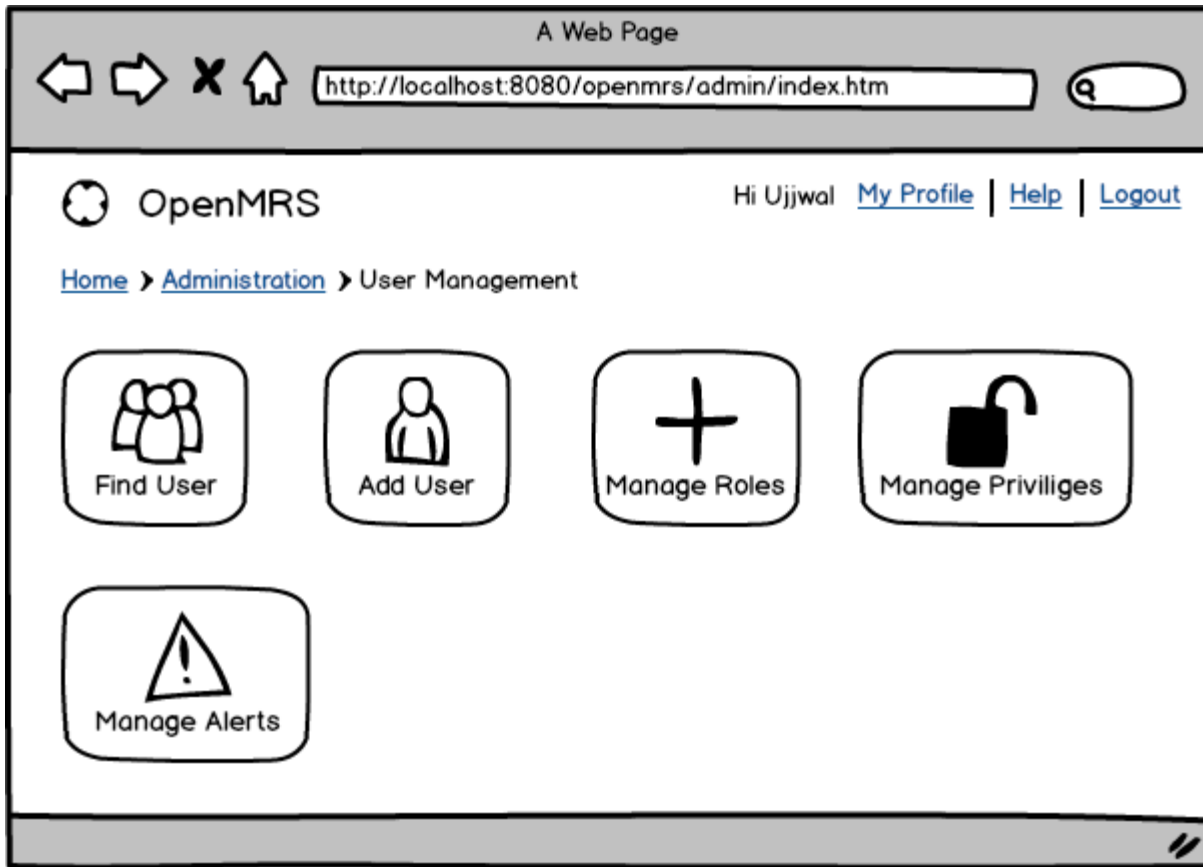
- 21 April – 15 May : Understand App Framework and UI 2.x deeply, learn required technologies, get to know the mentors, prepare working on the project
- 19 May – 26 May : Will not be available due to the final exams at university
- 26 May – 22 June : Create module, implement User Manager
- 23 June – 27 June : Midterm evaluation
- 28 June – 15 July : Implement Location manager
- 16 July – 1 Aug : Implement Advanced Settings + Record Manager (possibly)
- 2 Aug – 7 Aug : Finalize UI
- 8 Aug – 18 Aug Write tests, prepare documentation
- 19 Aug – 22 Aug : Final evaluation

UI Mockups

1. Administration App Homepage



2. User manager Dashboard



3. findUser App

A Web Page
<http://localhost:8080/openmrs/admin/index.htm>

OpenMRS Hi Ujjwal [My Profile](#) | [Help](#) | [Logout](#)

[Home](#) > [Administration](#) > [User management](#) > Find user

search

Name	username	Gender	Provider Type	Provider ID	Actions
John Smith	jsmith	M	Doctor	DOC-23	Edit
Jame Mirwa	jamir	F	Nurse	NUR-23	Edit
Michael	michael	M	General Admin	GA-44	Edit
Katy Dogra	kdogra	F	Anaesthetist	ANA-78	Edit


Search works for all attributes of the table - Name, Username, Provider Type and Provider Identifier Ajax to be used

Edit Button takes to the accounts page of particular user

4. addUser App

A Web Page

[←](#) [→](#) [✕](#) [🏠](#)

 **OpenMRS**
Hi Ujjwal [My Profile](#) | [Help](#) | [Logout](#)

[Home](#) > [Administration](#) > [User management](#) > Add User

Personal Details

Surname

First Name

Gender Male Female

User Account Details

Username

Password Confirm Password

Default Locale ▼

Roles

<input type="checkbox"/> Check-in	<input type="checkbox"/> Reports	<input type="checkbox"/> System Admin
<input type="checkbox"/> Clinical	<input type="checkbox"/> Schedule Administrator	more as available
<input type="checkbox"/> Pharmacist	<input type="checkbox"/> Schedule Manager	
<input type="checkbox"/> Radiology	<input type="checkbox"/> Scheduler	

[Show Advanced Options](#)

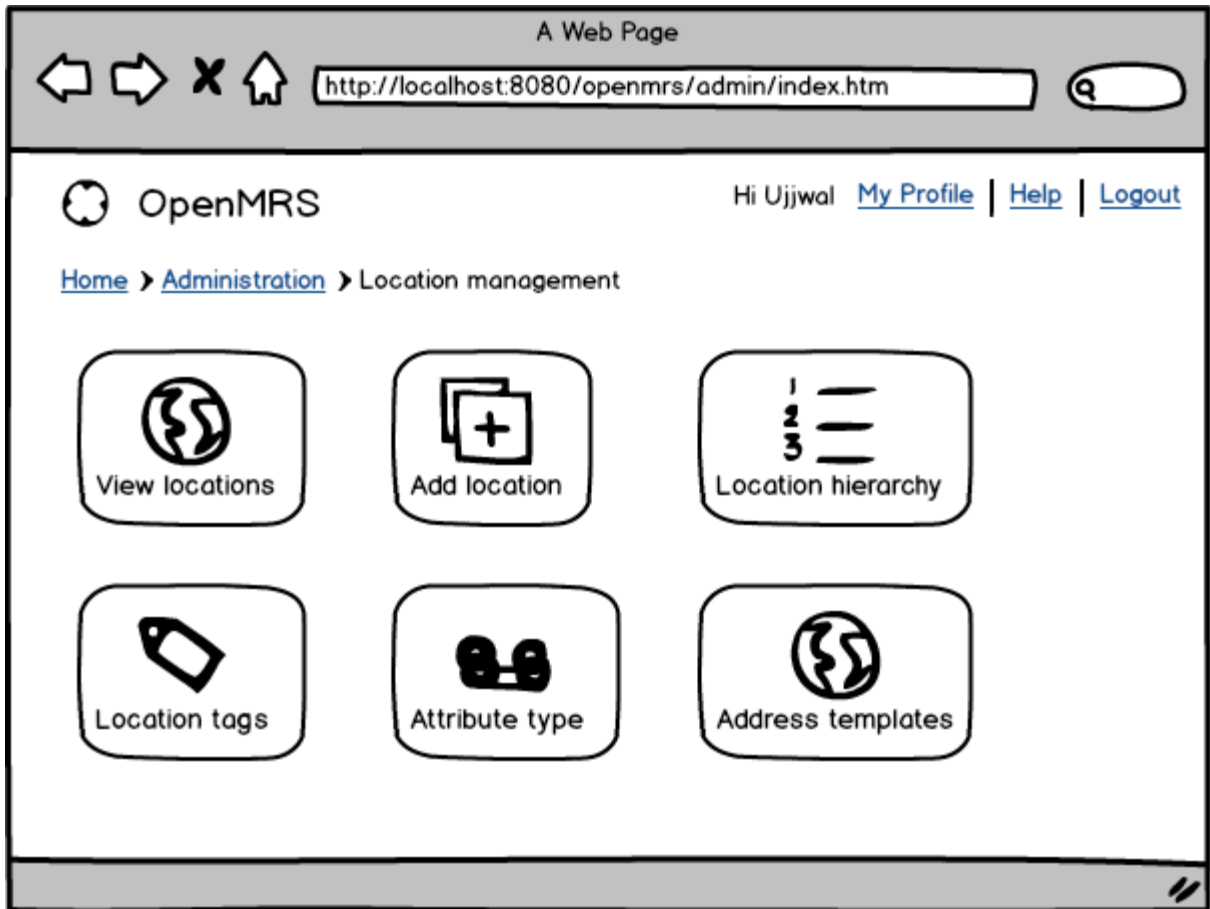
Provider Details

Provider Type ▼

Show Advanced Options :
 Set Secret Question
 Set Secret Answer

fetched from
 users/role.list


Provider type - Nurse,
 Clinical Doctor, Surgeon,
 Social Worker, Pharmacist,
 Lab Technician, etc.



6. locationTags App

A Web Page

[←](#) [→](#) [✕](#) [🏠](#)

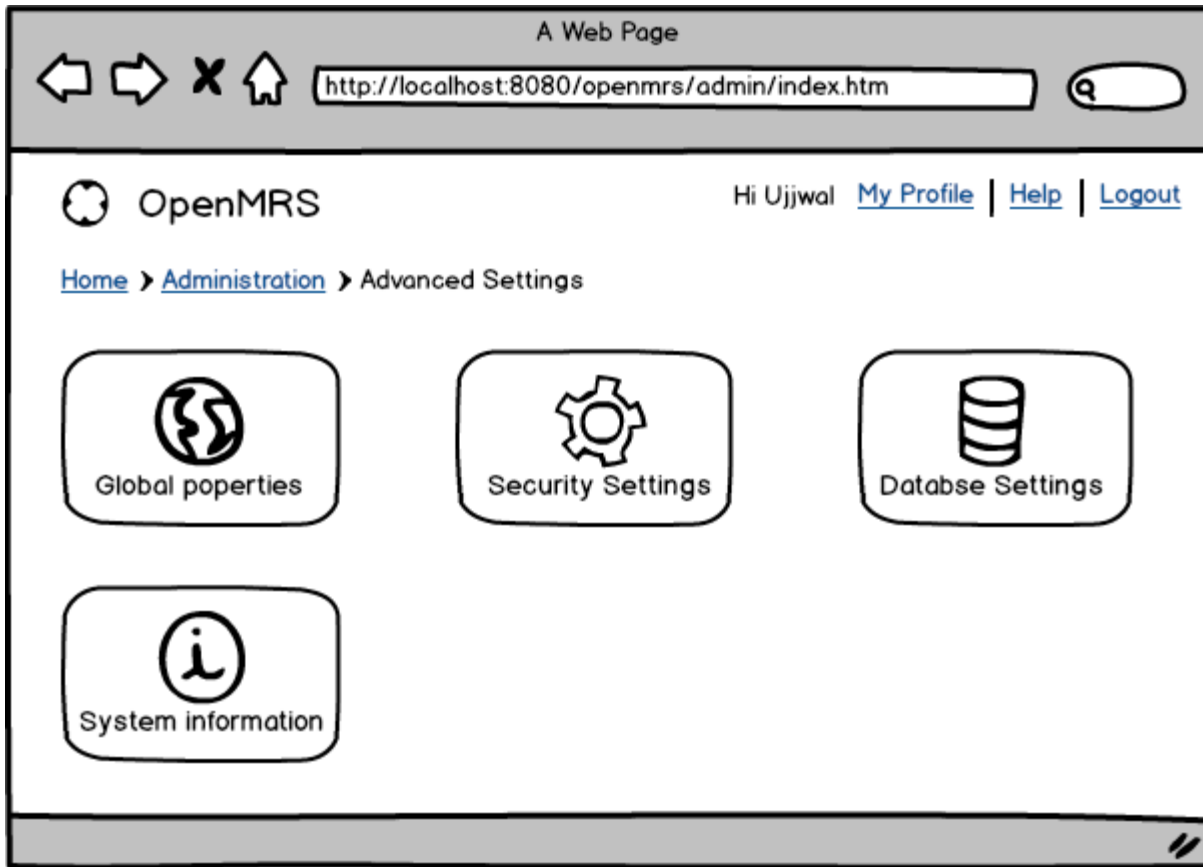

OpenMRS
Hi Ujjwal [My Profile](#) | [Help](#) | [Logout](#)

[Home](#) > [Administration](#) > [Location management](#) > Tags

View Tags Add Tags

Name^	Description	Creator	Date Created	Delete
Admission Location	Patients may only be admitted to inpatient care in a location with this tag	Super User	02/08/2013	<input checked="" type="checkbox"/>
Login Location	When a user logs in and chooses a session location they may only choose one with this tag	daemon	02/08/2013	<input type="checkbox"/>

7. Advanced Settings Tool



8. Security Settings tool

A Web Page

http://localhost:8080/openmrs/admin/index.htm

OpenMRS Hi Ujjwal [My Profile](#) | [Help](#) | [Logout](#)

[Home](#) > [Administration](#) > [Advanced Settings](#) > Security Settings ?

Password Cannot Match Username
Configure whether passwords must not match user's username or system id

Password Custom Regex
Configure a custom regular expression that a password must match

Password Minimum Length
Configure the minimum length required of all passwords

Password Requires Digit
Configure whether passwords must contain at least one digit

Password Requires Non Digit
Configure whether passwords must contain at least one non-digit

more

9. Record Manager tool

A Web Page

OpenMRS
 Hi Ujjwal [My Profile](#) | [Help](#) | [Logout](#)

[Home](#) > [Administration](#) > Record Manager ?

Choose domain Include void data

Patient Name	Encounter Type	Form	Location	Encounter Date	Voided	
John Allen	Vitals	Vitals	Outpatient Clinic	02/03/13	yes	<input checked="" type="checkbox"/>
John Allen	Visit Note	Visit Note	Amani Hospital	02/03/13	yes	<input type="checkbox"/>
John Allen	Vitals	Vitals	Outpatient Clinic	31/07/13	no	
John Allen	Visit Note	Visit Note	Amani Hospital	31/07/13	yes	<input checked="" type="checkbox"/>

Resources

- [Getting started](#)
- [New UI framework](#)
- [Using new UI framework in your module](#)
- [UI framework step by step tutorial](#)