

# Administration Tools for OpenMRS 2.0



## 2014 Internship Project

This project is being considered as a potential project for 2014 Internships. If you are a potential intern and are interested in working on this project, please discuss it in detail with the mentor(s) listed here before submitting your internship proposal.

Primary mentor	<a href="#">Unknown User (wyclif)</a>
Backup mentor	<a href="#">Unknown User (darius)</a>
Assigned to	<a href="#">Unknown User (ujjwal92)</a>

## Background

**Reference Application** is a state of the art implementation of OpenMRS, which may serve as a solid base for new implementations. It is designed using the latest [UI 2.x](#) and [App Framework](#) and is related to [RA-61](#) - Basic admin functions in OpenMRS 2.3 for users, locations, and GPs ACCEPTED, which make it easy to add new functionality as small apps in a similar fashion to mobile applications. However, lots of the administrative tasks e.g concept, form, Setting (formerly Global Property from platform 1.8 downwards), roles, locations and privilege management are still being done from the legacy user interface which is accessed via the Advanced Administration App, these tasks need to be ported to the reference application too.

## Abstract

This project aims to add several high priority administrative tasks to the Reference Application.

## Project Champions

- [Unknown User \(darius\)](#)
- [Unknown User \(wyclif\)](#)

## Skills Needed

- Decent Java coding skills
- Basic Javascript and SQL skills
- A keen interest in developing good UIs

## Objectives

- Add User Account Manager tool see <https://tickets.openmrs.org/browse/RA-61>
- Manage Locations (including tagging those location, adding and editing location attributes)
- Add advanced settings management tool(s), add custom pages for managing specific Settings (formerly Global Properties from platform 1.8 downwards) (e.g. all the security.\* GPs together nicely in a Security Settings page)

Therefore, this project would involve:

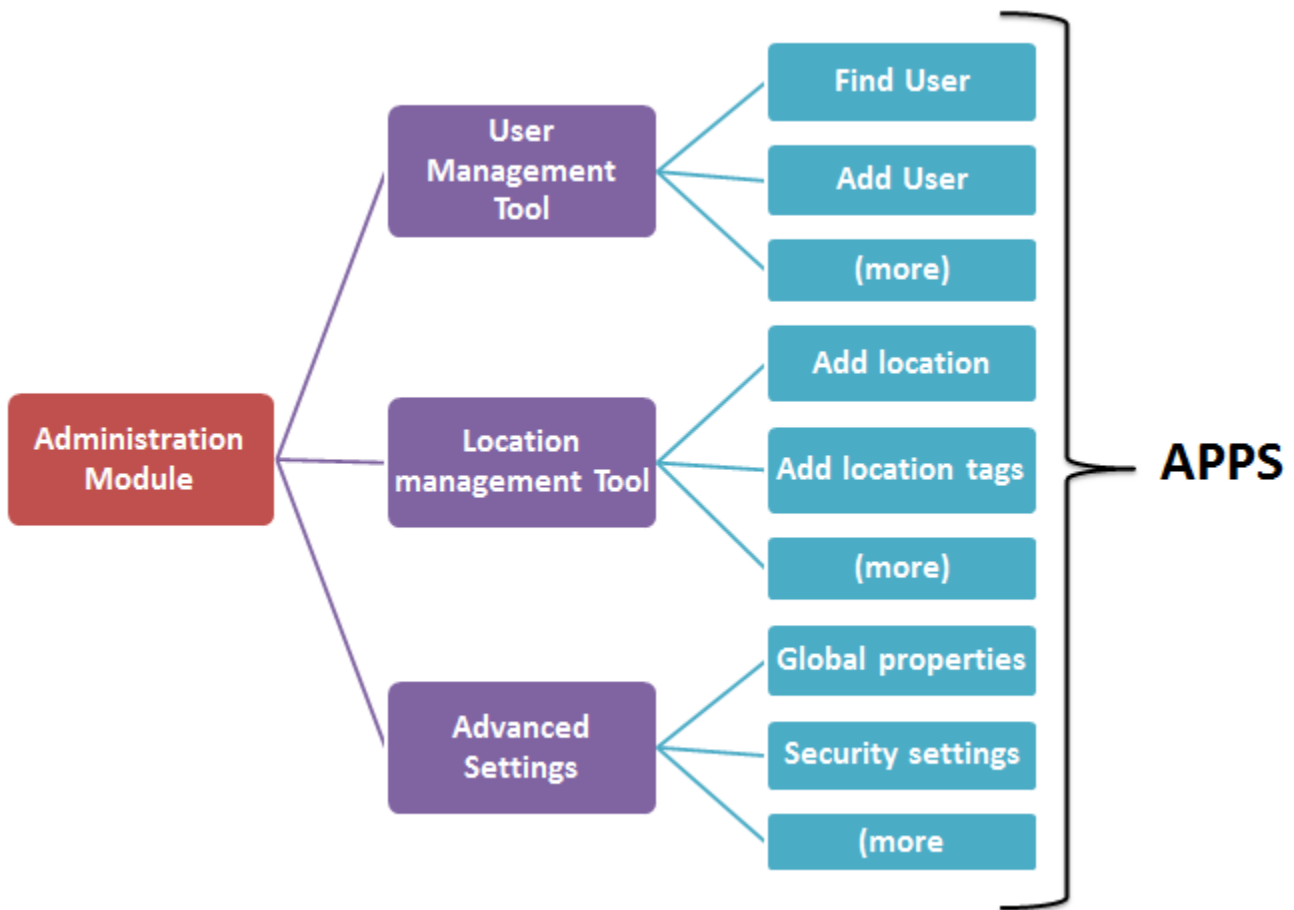
- User management app
- Location management app
- Advanced Settings
- Records management app (extra credit)

## Extra Credit

- Add a new page that lets you see all data associated with a patient/visit/encounter record (including voided data) in some ugly table format, mainly for an administrator to be able to unvoid data.

## Design

Hierarchy of various tools and apps in Administration module



Administration Tools will be built on UI Framework, which form the base of reference application. The module will have standard module dependency on "uiframework" module. The UI Framework is built on Spring MVC and implements Groovy templates for views. So, the views will be provided by .gsp files. Existing fragments of UI 2.0 will be used and new fragments will be created wherever required.

## Deliverables

## Communication Plan

Weekly meetings - ~10 am EST every Wednesday

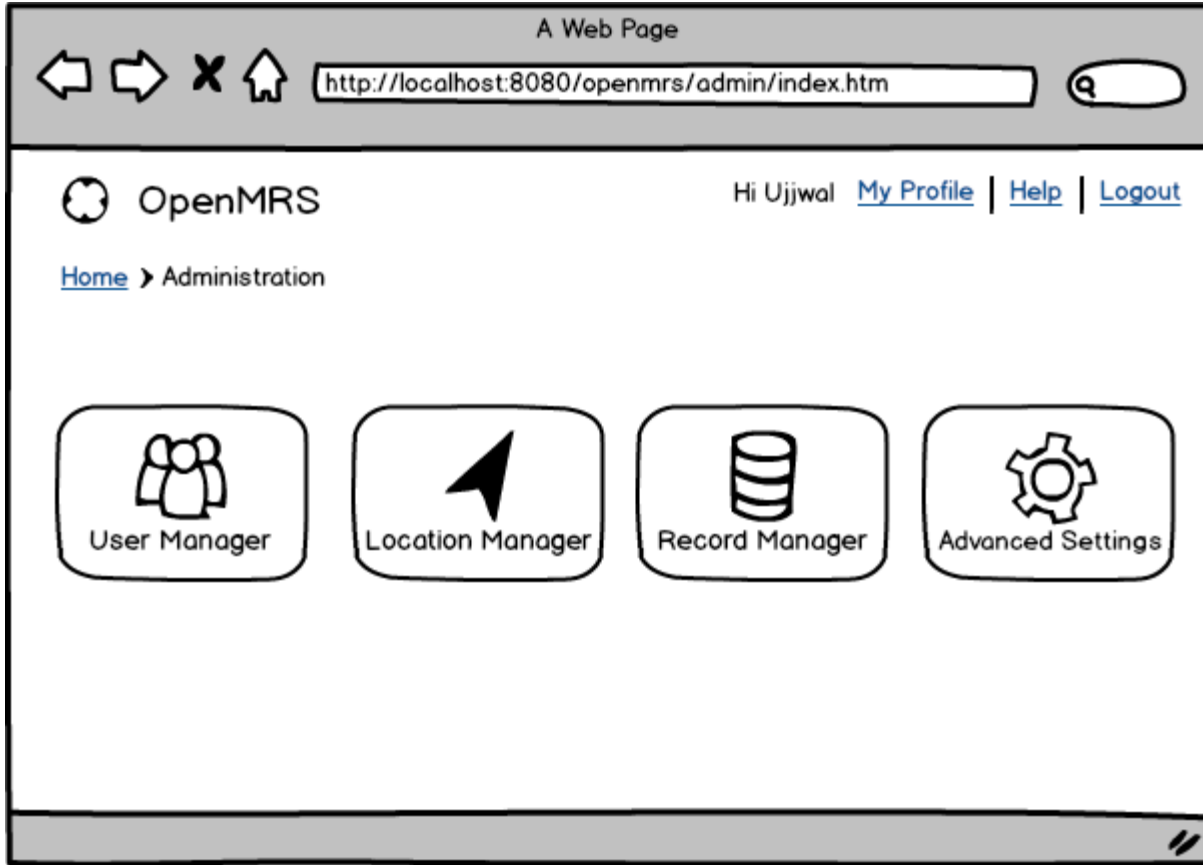
Emails, IRC

## Project Timeline

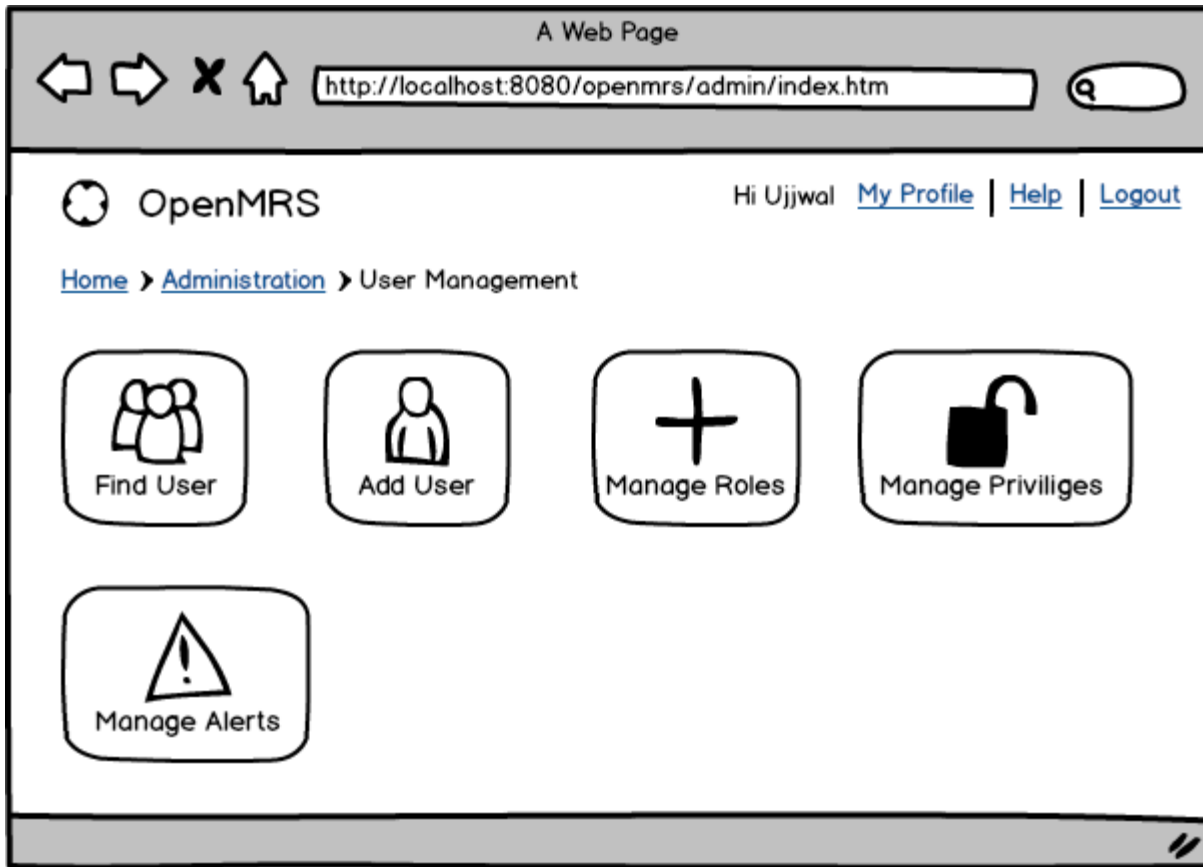
- 21 April – 15 May : Understand App Framework and UI 2.x deeply, learn required technologies, get to know the mentors, prepare working on the project
- 19 May – 26 May : Will not be available due to the final exams at university
- 26 May – 22 June : Create module, implement User Manager
- 23 June – 27 June : Midterm evaluation
- 28 June – 15 July : Implement Location manager
- 16 July – 1 Aug : Implement Advanced Settings + Record Manager (possibly)
- 2 Aug – 7 Aug : Finalize UI
- 8 Aug – 18 Aug Write tests, prepare documentation
- 19 Aug – 22 Aug : Final evaluation

## UI Mockups

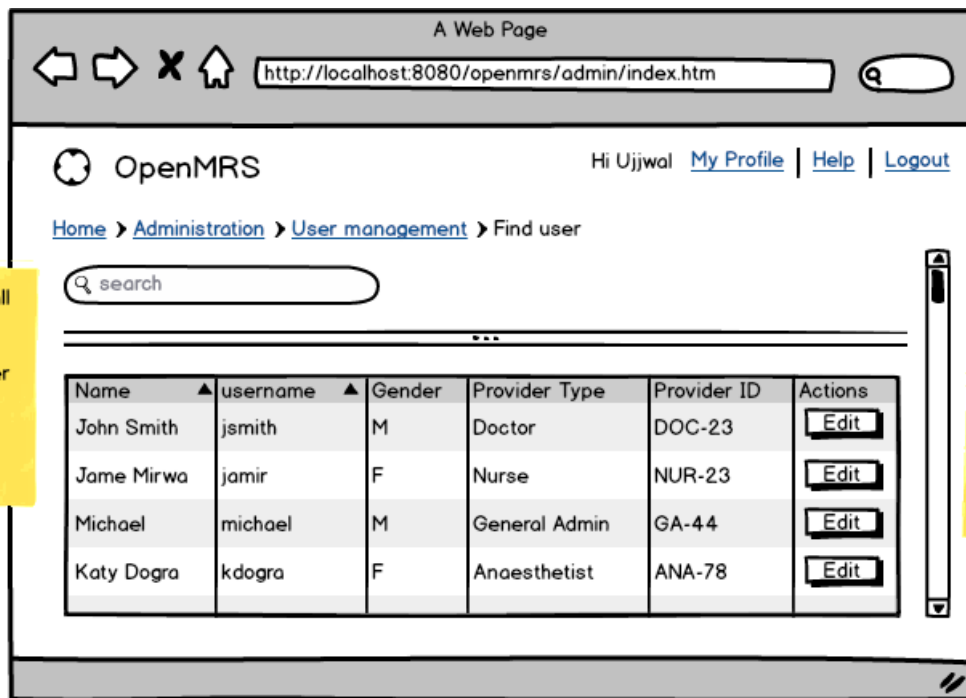
1. Administration App Homepage



2. User manager Dashboard



3. findUser App




Search works for all attributes of the table - Name, Username, Provider Type and Provider Identifier  
 Ajax to be used

Edit Button takes to the accounts page of particular user

4. addUser App

A Web Page

[←](#) [→](#) [✕](#) [🏠](#)

 **OpenMRS**
Hi Ujjwal [My Profile](#) | [Help](#) | [Logout](#)

[Home](#) > [Administration](#) > [User management](#) > Add User

**Personal Details**

Surname

First Name

Gender  Male  Female

**User Account Details**

Username

Password  Confirm Password

Default Locale  ▼

**Roles**

<input type="checkbox"/> Check-in	<input type="checkbox"/> Reports	<input type="checkbox"/> System Admin
<input type="checkbox"/> Clinical	<input type="checkbox"/> Schedule Administrator	more as available
<input type="checkbox"/> Pharmacist	<input type="checkbox"/> Schedule Manager	
<input type="checkbox"/> Radiology	<input type="checkbox"/> Scheduler	

[Show Advanced Options](#)

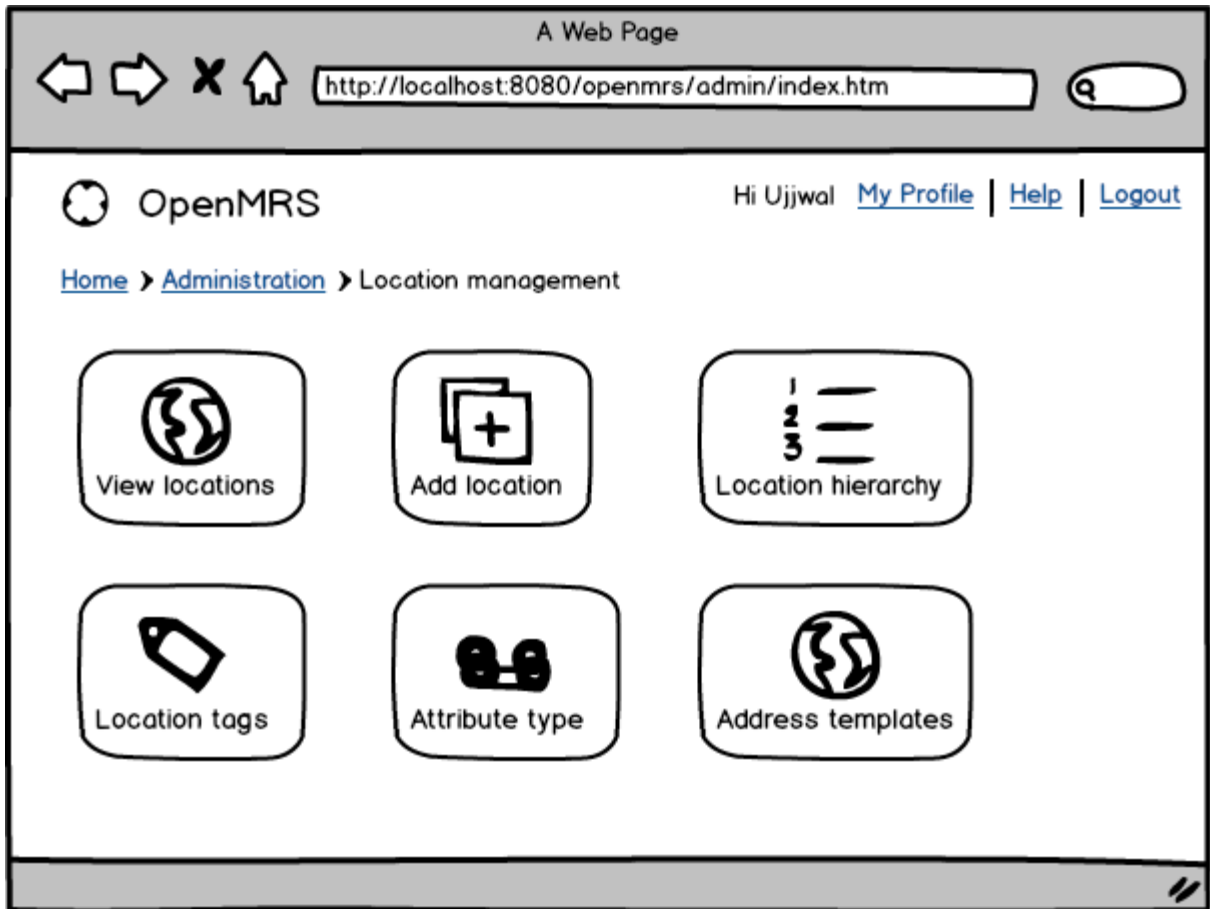
**Provider Details**

Provider Type  ▼

Show Advanced Options :  
 Set Secret Question  
 Set Secret Answer

fetched from  
 users/role.list

Provider type - Nurse,  
 Clinical Doctor, Surgeon,  
 Social Worker, Pharmacist,  
 Lab Technician, etc.



6. locationTags App

A Web Page

http://localhost:8080/openmrs/admin/index.htm

OpenMRS Hi Ujjwal [My Profile](#) | [Help](#) | [Logout](#)

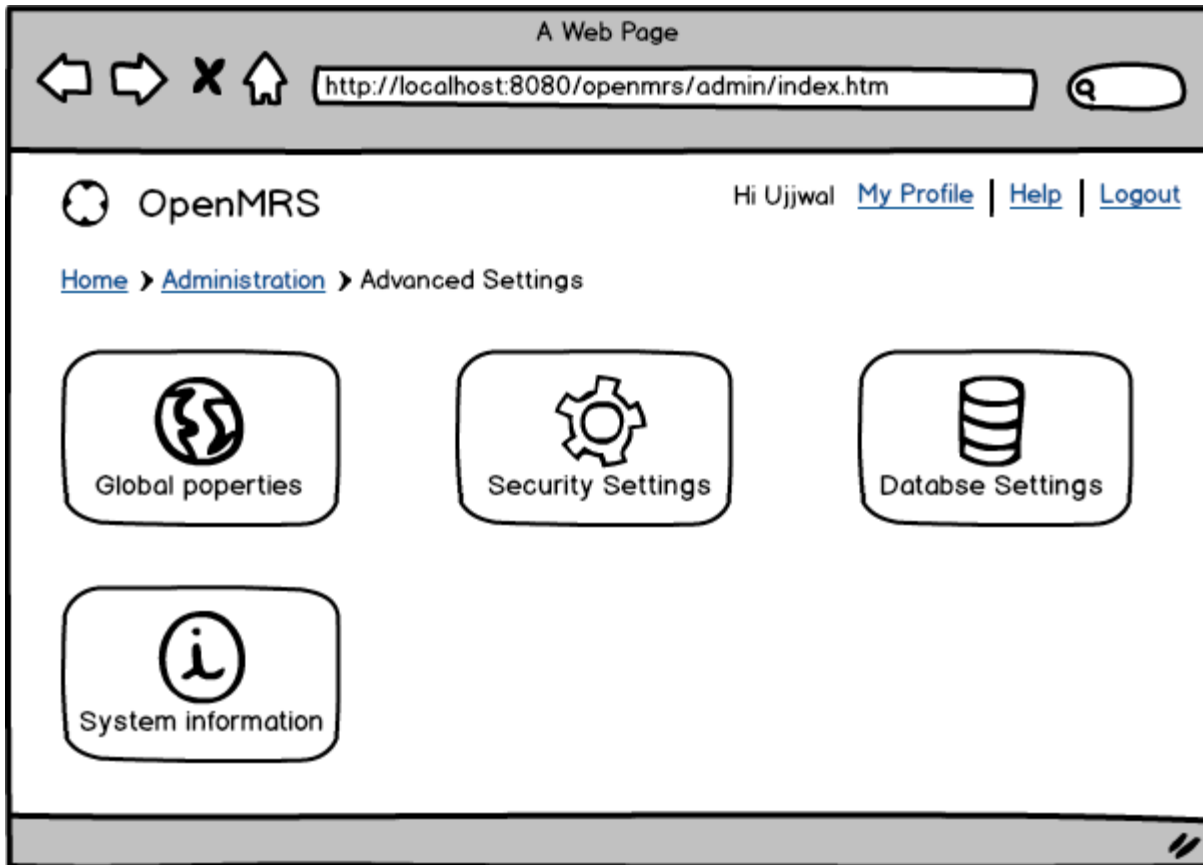
[Home](#) > [Administration](#) > [Location management](#) > Tags

View Tags Add Tags

Name^	Description	Creator	Date Created	Delete
Admission Location	Patients may only be admitted to inpatient care in a location with this tag	Super User	02/08/2013	<input checked="" type="checkbox"/>
Login Location	When a user logs in and chooses a session location they may only choose one with this tag	daemon	02/08/2013	<input type="checkbox"/>

Go

7. Advanced Settings Tool



8. Security Settings tool



A Web Page

http://localhost:8080/openmrs/admin/index.htm

OpenMRS Hi Ujjwal [My Profile](#) | [Help](#) | [Logout](#)

[Home](#) > [Administration](#) > [Advanced Settings](#) > Security Settings ?

**Password Cannot Match Username**  
Configure whether passwords must not match user's username or system id

**Password Custom Regex**  
Configure a custom regular expression that a password must match

**Password Minimum Length**  
Configure the minimum length required of all passwords

**Password Requires Digit**  
Configure whether passwords must contain at least one digit

**Password Requires Non Digit**  
Configure whether passwords must contain at least one non-digit

more

9. Record Manager tool

A Web Page

OpenMRS
 Hi Ujjwal [My Profile](#) | [Help](#) | [Logout](#)

[Home](#) > [Administration](#) > Record Manager ?

Choose domain   Include void data

Patient Name	Encounter Type	Form	Location	Encounter Date	Voided	
John Allen	Vitals	Vitals	Outpatient Clinic	02/03/13	yes	<input checked="" type="checkbox"/>
John Allen	Visit Note	Visit Note	Amani Hospital	02/03/13	yes	<input type="checkbox"/>
John Allen	Vitals	Vitals	Outpatient Clinic	31/07/13	no	
John Allen	Visit Note	Visit Note	Amani Hospital	31/07/13	yes	<input checked="" type="checkbox"/>

## Resources

- [Getting started](#)
- [New UI framework](#)
- [Using new UI framework in your module](#)
- [UI framework step by step tutorial](#)