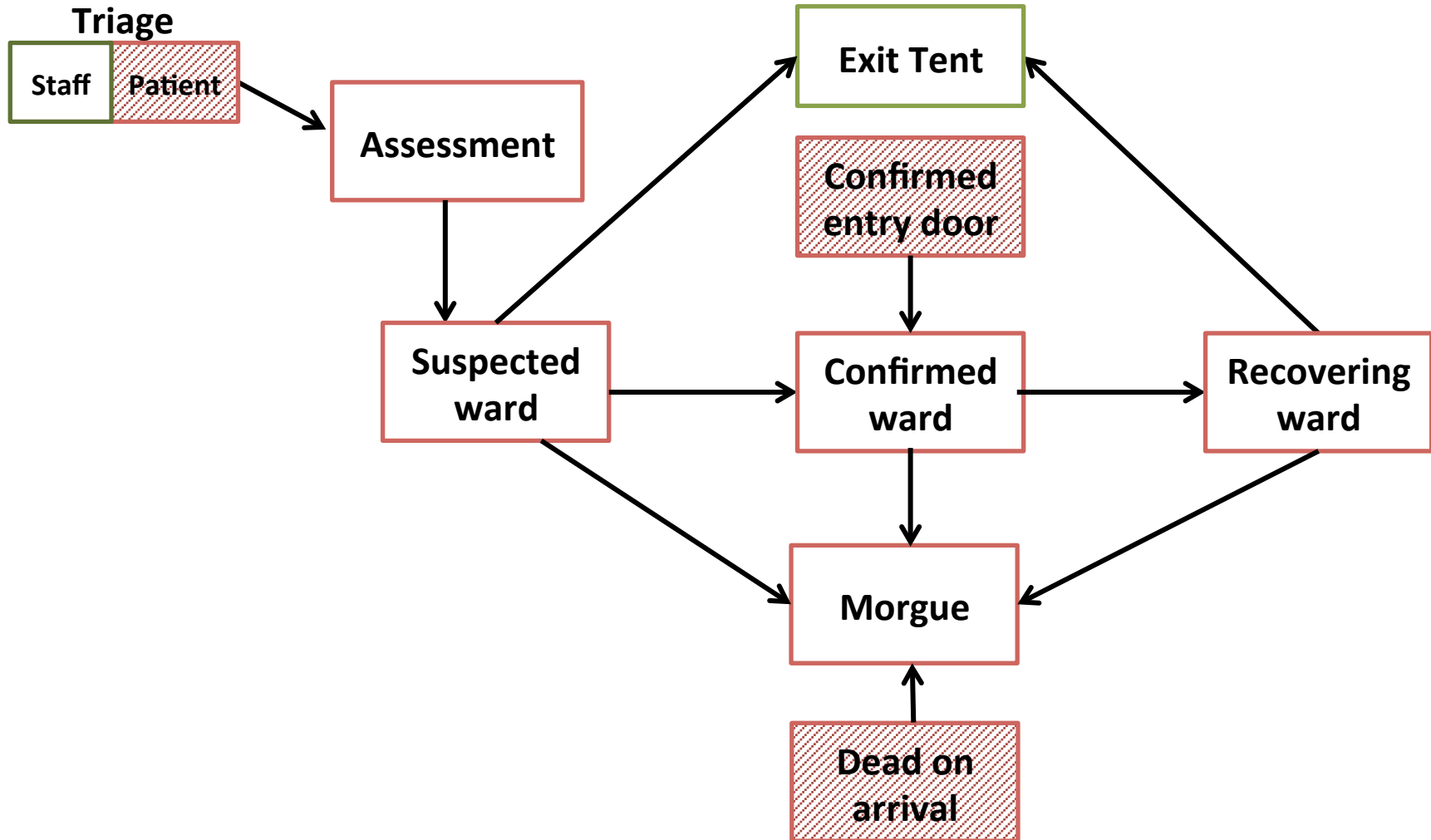





Patient flow at Kerry Town Ebola Treatment Centre

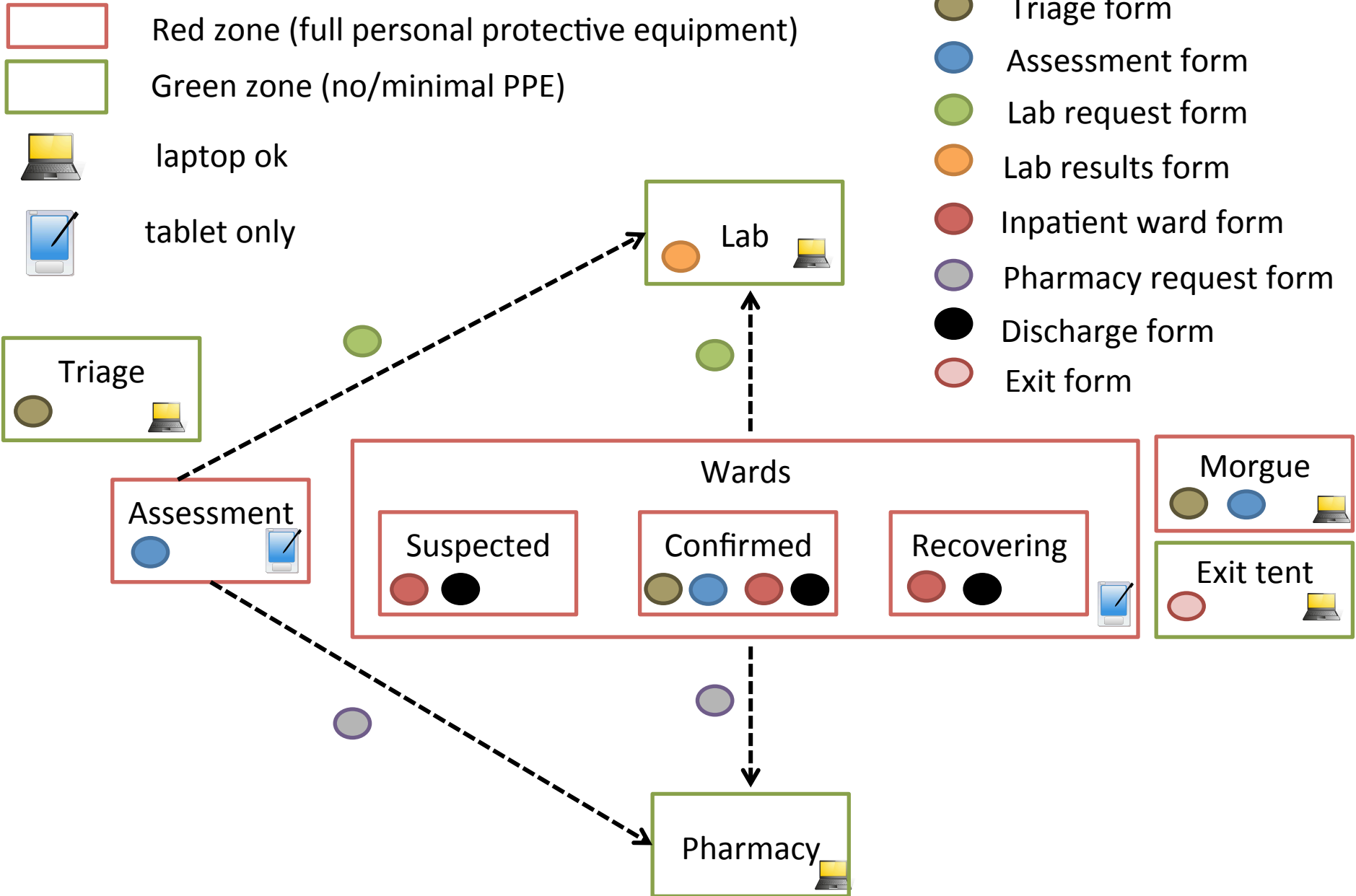


-  Red zone (full personal protective equipment)
-  Patient entry points
-  Green zone (no/minimal personal protective equipment)

Notes about patient flow

- All patients will be in the “red zone”, meaning full personal protective equipment (PPE) is required by staff. The only exception is in triage, where patient will be in the red zone, and staff will be in the green zone (minimal PPE) behind a 2 meter barrier and Plexiglas barrier.
- The rooms are as follows:
 - Triage: quick determination on whether patient meets case definition. Basic patient information (e.g. demographic) and information needed by staff immediately (e.g. kitchen for meal preparation)
 - Assessment: Clinical history and blood draw for triaged patients
 - Wards
 - Suspected: triaged patients awaiting initial Ebola test result from lab
 - Confirmed: 1) triaged patients with positive diagnosis move from suspected ward and 2) patients entering the facility with confirmed referral (skip triage, straight to confirmed ward)
 - Recovery: patients move from confirmed to here when in recovery before discharge
 - Morgue: patients who die anywhere in the centre or are brought dead on arrival go here
 - Exit tent: discharged patients go here to pick up discharge pack and leave contact information

Data flow at Kerry Town Ebola Treatment Centre



Notes about data flow

- The coloured circles represent data creation and the direction of data flow when relevant.
- Ideal is that all data will be updated in real-time and available on all devices in the centre
- The forms are as follows:
 - Triage form: case definition questions and basic patient information covering demographics.
 - Assessment form: clinical observations/signs and patient medical history
 - Ward assessment form: Combination of triage and assessment forms (minus some questions already asked on forms from holding centres). Asked in confirmed ward for patients with Ebola-positive referral (i.e. admission directly to ward, no triage)
 - Lab request form: request for lab results during blood draws in assessment and wards.
 - Lab results form: results coming back from lab. Lab is run by different organization and they have Access database. Still trying to determine how results will come back to us.
 - Inpatient form: daily (or more) form for clinical signs/symptoms/treatments
 - Pharmacy request form: request for medications in assessment and wards. If possible, has feature that pharmacist can edit requests if something is incorrect
 - Discharge form: form for patients who die or are discharged
 - Exit form: contact information and checklist for discharge pack for discharged patients
- Triage, assessment, ward assessment, discharge, and exit forms are filled out only once, others filled out multiple times during patient stay
- Form for family members of patients dead on arrival still to be finalized

see <https://wiki.openmrs.org/display/projects/Paper+forms+for+SCI+ETC> for latest version